

OPzV2-2500

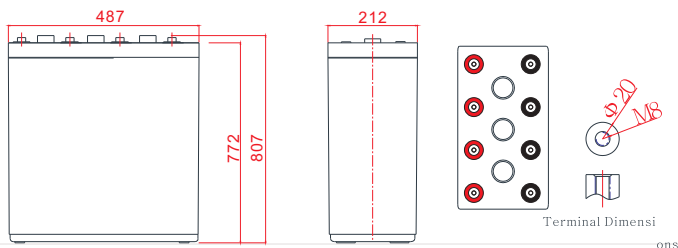


General Features

- > Tubular plate design to enhance battery performance
- > Tubular plate design makes long battery life
- > Relatively rich electrolyte, high temperature and low temperature performance is superior
- > Long cycle life, excellent deep cycle discharge ability
- > Excellent charge acceptance ability
- > Precision sealing technology



Dimension: 487(L)×212(W)×772(H)×807(TH) Unit: mm



Applications

- > Solar / wind energy and other new energy storage
- > Power systems
- > Telecommunications system
- > UPS/EPS
- > Auto control system
- > Other general purpose

Specification

Nominal Voltage	2V	
Nominal Capacity	2500Ah	
Design life	20 years	
Terminal	M8	
Approx. Weight	Approx 189kg (417lbs)	
Container Material	ABS	
Rated Capacity	3190Ah	100Hour Rate (319A to 1.80V)
	2500Ah	10Hour Rate (250A to 1.80V)
	1890Ah	3Hour Rate (630A to 1.80V)
	1388Ah	1Hour Rate (1388A to 1.75V)
Internal resistance	Full charged at 25°C: 0.32 mΩ	
Max. Discharge Current	5000A(5S)	
Operating Temperature	Discharge: -40 ~60°C(-40~ 140°F)	
	Charge: -20 ~50°C(-4~ 122°F)	
	Storage: -20 ~50°C(-4~ 122°F)	
Charge current:	Max. 500.0A ; Recom.250.0A	
Charge Method (25 °C)	Float Charge:2.23-2.27V,recom.2.25V(-3mV/ °C)	
	Equalize charge:2.30-2.35V,recom.2.35V(-4mV/ °C)	
	Cycle charge:2.40-2.50V,recom.2.40V(-5mV/ °C)	
Self discharge	3% of capacity declined per month at 25°C	

Constant Current Discharge Characteristics Unit: A (25°C, 77°F)

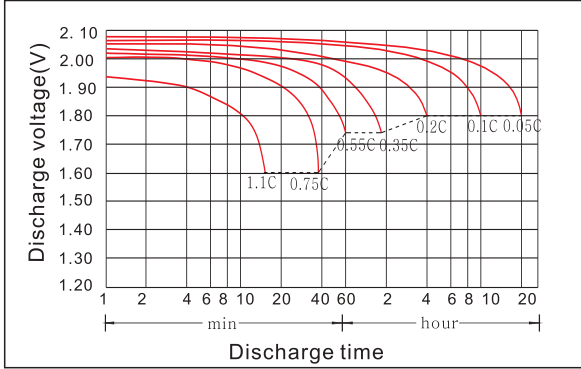
FV/Time	15min	30min	1h	2h	3h	5h	8h	10h	20h	100h
1.60V	2738	2188	1513	934	670	460	324	265	143	345
1.65V	2600	2088	1488	916	661	454	319	264	141	338
1.70V	2475	1950	1438	894	651	445	314	259	139	332
1.75V	2338	1825	1388	870	641	435	310	255	136	325
1.80V	2100	1675	1300	841	630	424	304	250	134	319
1.85V	1775	1488	1216	809	605	409	295	245	130	317

Constant Power Discharge Characteristics Unit: W/cell (25°C, 77°F)

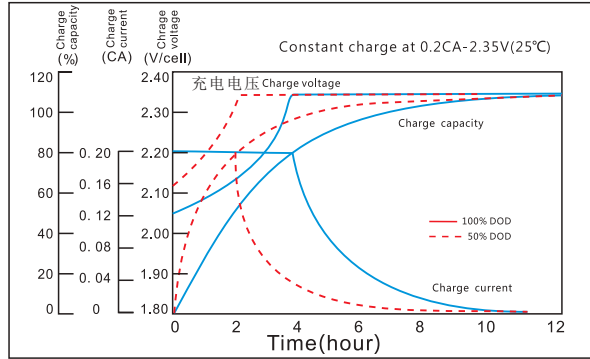
FV/Time	15min	30min	1h	2h	3h	5h	8h	10h	20h	100h
1.60V	5463	4338	2938	1838	1413	944	675	560	300	665
1.65V	5200	4125	2788	1813	1375	930	664	536	294	652
1.70V	4975	3950	2713	1775	1338	910	650	535	286	639
1.75V	4713	3775	2613	1725	1300	886	635	525	280	627
1.80V	4475	3638	2625	1675	1263	860	619	511	274	614
1.85V	4100	3438	2400	1588	1201	819	595	496	265	605

OPzV2-2500

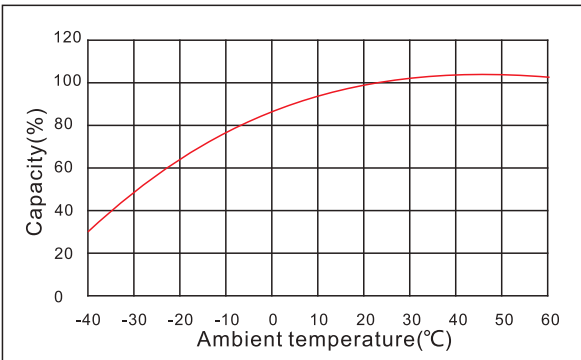
Discharge characteristic



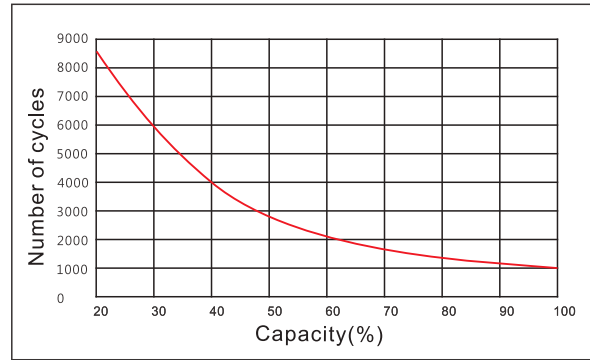
Charging characteristic



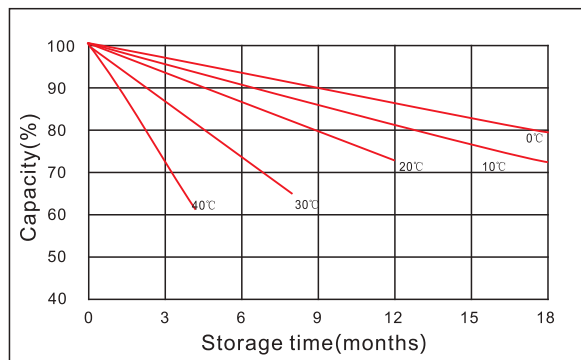
The effect of temperature on capacity



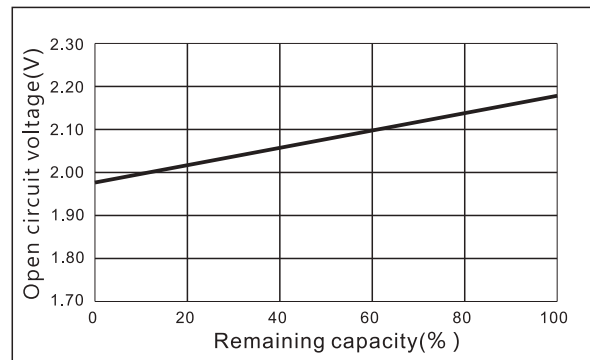
The effect of discharge depth on cycle life



Curves of self-discharge



Curves of open circuit voltage vs. capacity



www.kiju.com.cn info@kiju.com.cn

Jiangxi Jingjiu Power Science&Technology Co. Ltd.
Add: 1388 Fushan No.1 Street, Xiaolan Economic Development Zone, Nanchang City, Jiangxi Province, China.

+86-791-85982779 +86-791-85989842

Jiangxi Jingjiu Power (Jiujiang) Co. Ltd.
Add: Xiwang Rd, Aicheng Industrial Park, Yongxiu Country, Jiujiang City, Jiangxi Province, China.

