

JPC12-90



Applications

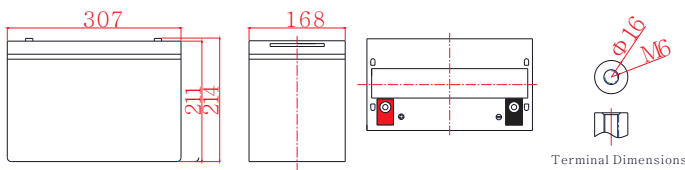
- › Solar/ wind energy and other new energy storage
- › Hybrid vehicles, electric bicycles and other new energy vehicles
- › Other backup or cycle purposes

General Features

- › Lead-carbon composite negative plate, both capacitance and battery characteristics
- › Long cycle life, excellent deep cycle discharge ability
- › Excellent charge acceptance ability
- › Optimized capability of instant high-current discharging
- › Strong high and low temperature performance
- › Precision sealing technology



Dimension:307(L)×168(W)×211(H)×214(TH) Unit: mm



Specification

Nominal Voltage	12V		
Nominal Capacity	90Ah		
Design life	15 years		
Terminal	M6		
Approx. Weight	Approx 28.5kg (62.9lbs)		
Container Material	ABS		
Rated Capacity	90.0Ah	10Hour Rate	(9.00A to 10.8V)
	73.2Ah	3Hour Rate	(24.4A to 10.8V)
	59.5Ah	1Hour Rate	(59.5A to 10.5V)
Internal resistance	Full charged at 25°C: 5.20 mΩ		
Max. Discharge Current	1080A(5S)		
Operating Temperature	Discharge: -20 ~60°C(-4~ 140°F)		
	Charge: -20 ~50°C(-4~ 122°F)		
	Storage: -20 ~50°C(-4~ 122°F)		
Charge current:	Max. 27.0A ; Recom.9.0~18.0A		
Charge Method (25 °C)	Float Charge:13.5-13.8V,recom.13.8V(-18mV/ °C)		
	Equalize charge:13.8-14.1V,recom. 14.1V(-24mV/ °C)		
	Cycle charge:14.4-15.0V,recom.14.7V(-30mV/ °C)		
Self discharge	3% of capacity declined per month at 25°C		

Constant Current Discharge Characteristics Unit: A (25°C, 77°F)

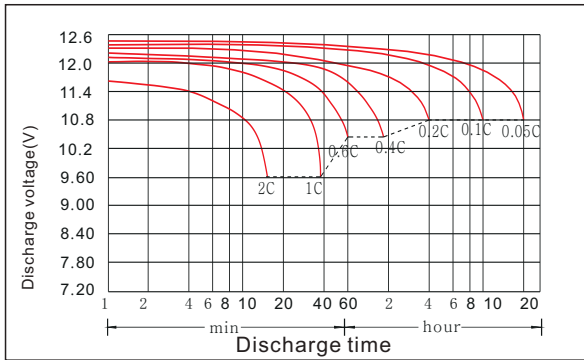
FV/Time	5min	15min	30min	1h	2h	3h	5h	8h	10h	20h
1.60V	324	172	105	61.2	35.1	25.5	17.1	11.2	9.45	4.96
1.65V	314	167	103	60.8	34.9	25.2	16.9	11.1	9.36	4.94
1.70V	301	163	101	60.4	34.7	24.9	16.7	11.0	9.27	4.91
1.75V	277	158	100	59.5	34.1	24.6	16.6	11.0	9.18	4.89
1.80V	248	147	95.9	58.0	33.5	24.4	16.1	10.9	9.00	4.86
1.85V	221	131	87.5	53.7	31.8	23.0	15.3	10.4	8.82	4.78

Constant Power Discharge Characteristics Unit: W/cell (25°C, 77°F)

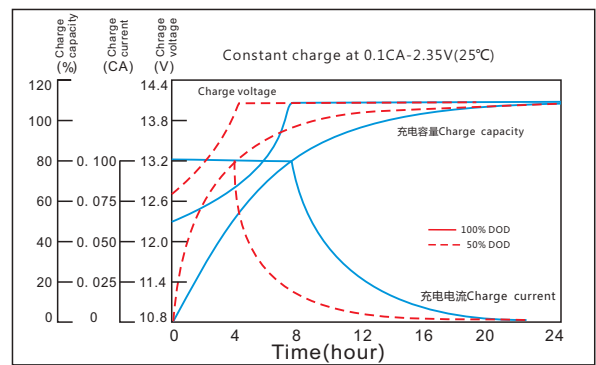
FV/Time	5min	15min	30min	1h	2h	3h	5h	8h	10h	20h
1.60V	542	303	189	116	66.4	48.5	32.4	21.8	18.2	9.82
1.65V	522	298	188	115	66.2	47.8	32.2	21.6	18.0	9.77
1.70V	519	294	188	114	65.9	47.6	32.0	21.6	17.8	9.73
1.75V	484	292	187	113	65.6	47.3	31.8	21.4	17.6	9.60
1.80V	444	277	182	112	65.4	47.1	31.4	21.2	17.5	9.64
1.85V	397	247	167	104	62.4	44.8	30.0	20.5	17.2	9.54

JPC12-90

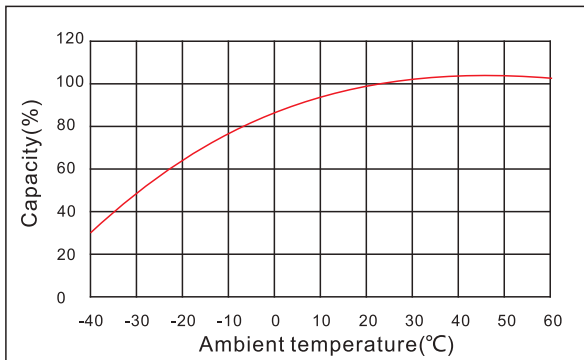
Discharge characteristic



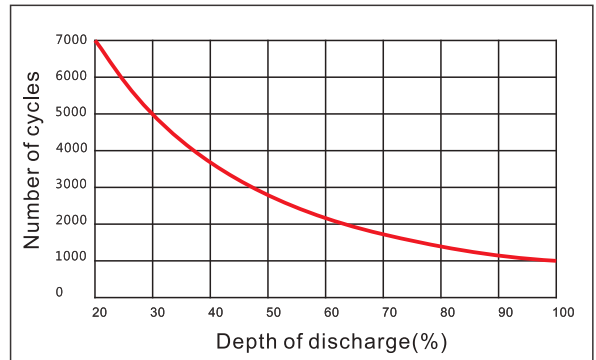
Charging characteristic



The effect of temperature on capacity



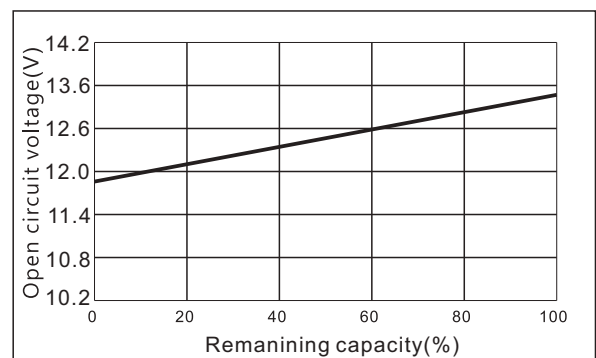
The effect of discharge depth on cycle life



Curves of self-discharge



The effect of discharge depth on cycle life



www.kiju.com.cn info@kiju.com.cn

Jiangxi Jingjiu Power Science&Technology Co. Ltd.
Add: 1388 Fushan No.1 Street, Xiaolan Economic Development Zone, Nanchang City, Jiangxi Province, China.

+86-791-85982779 +86-791-85989842

Jiangxi Jingjiu Power (Jiujiang) Co. Ltd.
Add: Xiwang Rd, Aicheng Industrial Park, Yongxiu Country, Jiujiang City, Jiangxi Province, China.

